

KNOEDLER®

MANUFACTURIERS CANADA LTÉE

POWER-CHIEF

With Air-Suspension

STANDARD FEATURES:

- Power Electric Recline Function
- Power Electric Fore & Aft Adjustment.
- 23" Wide Seat Cushion
- 3-Position Seat Cushion Extension & Tilt
- FAS System
 - Air lumbar support system
 - Side-Bolster Adjustment System
- Storage Tray
- Poly-Dynamic Air-Suspension™
 - Integrated Isolator
 - 6" height adjustment

FAS system includes:

Triple chamber air-lumbar support system to adjust the posterior pelvic tilt, to help improve proper posture.

Dual chamber side bolster support system. Allows adjustment of lateral support.

Part # shown: 98PO-L82MHHS15
+ 730252-000 Puffy Seat
+ Blue Stitch



CONTACT US AT:
INFO@KNOEDLER.COM
TEL: 450-445-4777

WWW.KNOEDLER.COM

KNOEDLER®

MANUFACTURIERS CANADA LTÉE

POWER-CHIEF



Part # Shown: 98PO-L82MH0L03
+731084-000 Comfort Headrest
+730114-000 Heat & Cool
Genuine Leather &
Custom Color Combination

DESCRIPTION	PART NUMBER								COLOR	
Standard (FAS, bellow, iso-lator, headrest, Std Front Adj Arms)	98	P	O	-	L	82	MH	0	01	Black
Add heat								H	02	Brown
Remove FAS (4x Air Lumbar only)				-	S				03	Tan
Remove Std Front Adj Arms						72			05	Gray
									06	Red
									12	2Tone Blk & Brown
Modura								D	13	2Tone Blk & Tan
Synthetic Leather								S	15	2Tone Blk & Gray
Genuine Leather								L	16	2Tone Blk & Red

CONTACT US AT:
INFO@KNOEDLER.COM
TEL: 450-445-4777

WWW.KNOEDLER.COM

KNOEDLER®

MANUFACTURIERS CANADA LTÉE






POWER-CHIEF

Seats Come with Standard Universal Adaptor that fit many Class 8 Legacy Models from: Kenworth, Peterbilt, Freightliner, Mack, International, Navistar, Volvo, Western Star and others.

Class 8 Adaptors for recent Truck Models below:

OPTIONS

DESCRIPTION	PART NUMBER
(to have options installed on your Seat: order Seat # & Option # together)	
Custom Embroidery	730368-003
ProBax®	730147-000
Massage	730113-000
Memory Foam	731152-000
Swivel (unlock/lock by push button) - adds height	731153-000
Cool & Heat (only with Syn or Gen Leather)	730114-000
Map Pocket	731075-000
Comfort Headrest Multi Adj	731084-000
PUFFY-SEAT-UPGRADE	730252-000
12 V Integrated Compressor	730590-000
Adapter to raise Seat 1.5"	RR00-2200-000

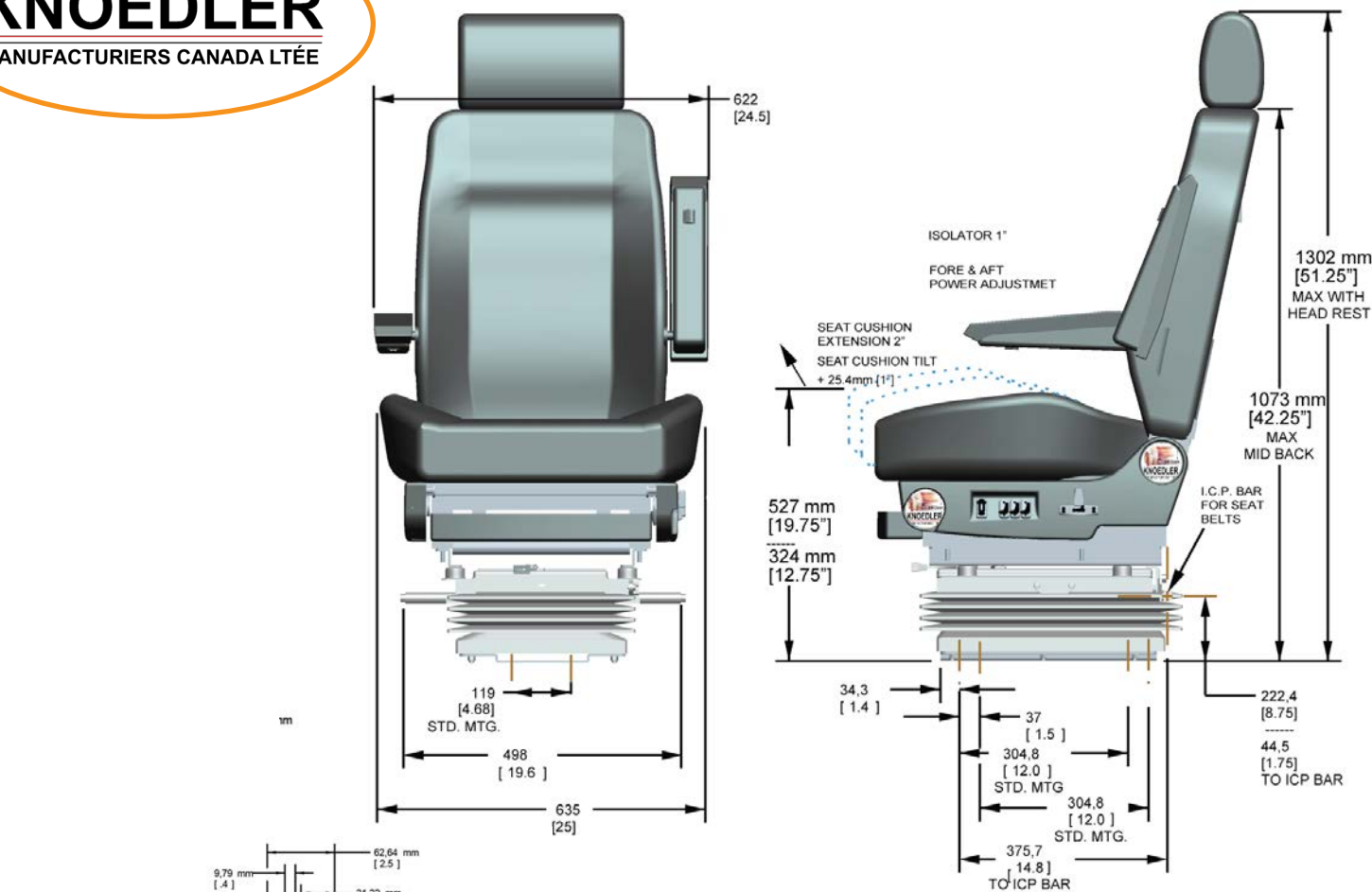
CLASS 8 TRUCK ADAPTORS	PART #	NOTES	
Kenworth T680/T880/W990, Peterbilt 579/567 (2013 and newer)	RR20-KW/PB-2.1M	- When Replacing Original Seat - Works with Harrier, Air- Chief, Power Chief - Buckle Included - Adjustable Tethers included	
Adjustable Tethers (2x)	730098-000	Can be used for various applications	
Volvo (2001 and newer)	RR00-22VO-000	- Wide mounting plate for Volvo V's - Works for Harrier, Air-Chief, Power Chief	
Volvo I-Shift Seat Adapter Bracket	RR06-22VO-00	- to mount to seat for I-Shift - Works for Harrier, Air-Chief	
International Adaptor (2001 and newer)	RR07-INTER-000	- Wide mounting plate for new NGV's - Prostar, Lonestar, Durastar, Workstar, Terrastar, LT, RH, MV, HV - Works with Harrier, Air-Chief, Power Chief	
Freightliner Cascadia	N/A	- No Special Adaptor required, Standard that comes with Seat works.	
Freightliner (11/15/2002 - 4/28/2009) EZ Rider	RR12-FL01-000	- EZ Rider Adaptor for Columbia, Century, Argosy - Sterling Models (some) - Tethers not included - Works with Harrier, Air-Chief, Power Chief	
Hino Truck (Flat Floor) Other vehicles Universal	RRCT-P005-KN98-000	- Universal Adaptor Patterns may for for other equipment - May work for some School Bus - Works with Harrier, Air-Chief, Power Chief	

CONTACT US AT:
INFO@KNOEDLER.COM
TEL: 450-445-4777

WWW.KNOEDLER.COM



Power-Chief Air-Suspension Seat



Dimensions are for reference only

WARNING: It is the responsibility of the installer to determine the suitability for use of this product in each application. The drawings are for reference purpose only

WARNING: Serious injury may occur if head clearance is not adequate. After installing seat and before riding or driving the vehicle, ensure there is adequate head clearance at maximum upward travel of seat.

In order to reach the highest position of the seat, while sitting in seat, slowly raise the seat to its maximum height by actuating the suspension air control valve.